



# Nebraska Wheat Varieties

USDA's National Agricultural Statistics Service  
Nebraska Field Office

100 Centennial Mall North, Suite 298, Lincoln, Nebraska 68508  
Phone: 402-437-5541 E-mail: [nass-ne@nass.usda.gov](mailto:nass-ne@nass.usda.gov)  
Access our reports via the Internet: [www.nass.usda.gov](http://www.nass.usda.gov)  
Mark Harris, Director



Released February 2007

## Jagalene Most Popular Variety Planted for 2007

### Highlights

For the third consecutive year, Jagalene was the most popular winter wheat variety planted in Nebraska, according to USDA's National Agricultural Statistics Service, Nebraska Field Office. Jagalene first appeared in the state in 2003 and has gained a growing share of the state's seedings each of the last four years. Pronghorn remained the second most popular variety planted, with Wesley narrowly beating out Alliance and Millenium for third place.

For the 2007 crop, Jagalene accounted for 33.4 percent of the acreage while Pronghorn was planted on 12.2 percent of the acreage. Wesley accounted for 7.2 percent of the acreage planted.

### District Highlights

Jagalene was the most popular wheat variety in all crop districts except the Northwest and Northeast. Pronghorn came in first in the Northwest, helping it remain the second most popular variety planted in the state. Wesley's second place presence in five districts helped it move up to third. Alliance was the third most popular variety in the Northwest resulting in a fourth place finish. Millenium was the second most popular variety in the South District, edging out Goodstreak for fifth place overall.

### Hard White Winter Wheat:

#### Percent of Planted Acreage, Nebraska, 2003-2007

Variety	2003	2004	2005	2006	2007
<i>Percent</i>					
All White Varieties	2.0	1.7	1.9	1.0	1.5

Of the total hard white winter wheat acreage reported for 2007, the two most common varieties planted were Antelope and Platte.

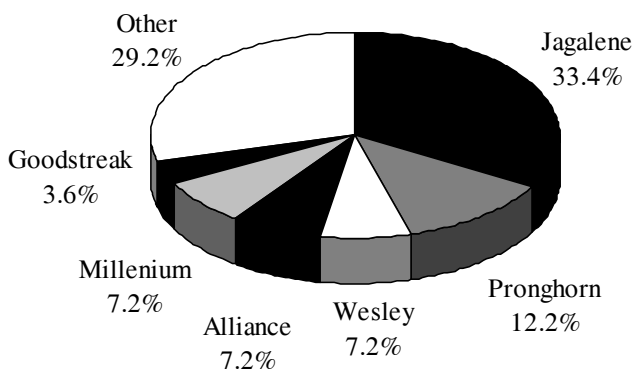
### Funding

Supporting funds for this report, "Nebraska Wheat Varieties", were provided by the Nebraska Wheat Board from wheat producer check off funds.

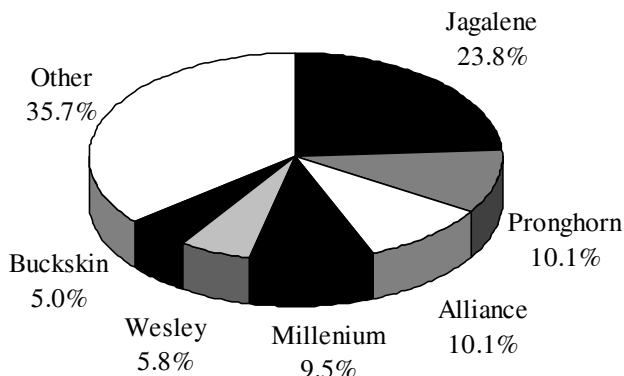
### Data Source

This wheat variety data was provided by the 1,600 voluntary reports from Nebraska wheat producers who responded to the 2006 Fall Agricultural Report. This summary includes reports representing eleven percent of the state's total planted acreage estimate.

### Top Wheat Varieties for 2007



### Top Wheat Varieties for 2006



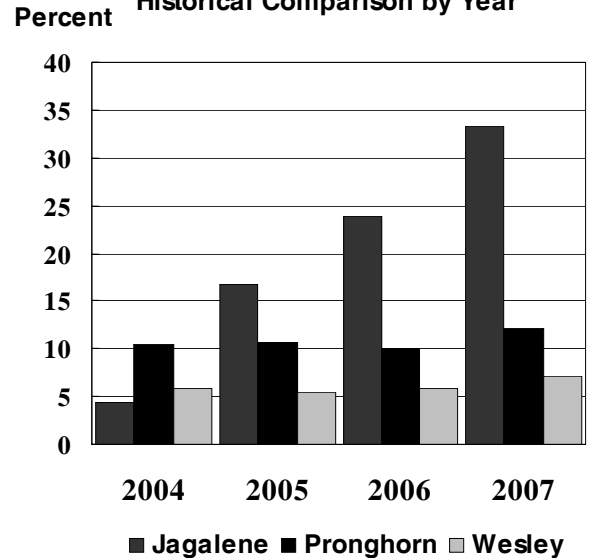
## Variety Descriptions

**Jagalene** is a medium maturing variety with excellent straw strength. This variety has very good winter hardiness and excellent milling and baking qualities. It is resistant to stem rust, leaf rust and soilborne wheat mosaic virus. It is moderately resistant to wheat streak mosaic virus but susceptible to Hessian fly. Jagalene is widely adapted and demonstrates good drought tolerance. Jagalene was selected from the cross Abilene/Jagger.

**Pronghorn**, a tall variety of moderately early maturity, has good tillering ability and moderately strong straw. It has good yield stability in the Nebraska panhandle and dryland production in adjacent states. Yield is comparable to Buckskin with superior stem rust resistance. It has a long coleoptile and good early spring regrowth along with good winter hardiness. The grain has very good test weight patterns and milling/baking qualities. It was developed by Nebraska and the USDA-ARS from the cross Centura/Dawn/Colt sib.

**Wesley**, a moderately early maturing, moderately short height variety with excellent straw strength. Wesley is more winter hardy than 2137, about two days later heading, slightly shorter, with similar protein and test weight patterns, and a lower level of protection to some foliar diseases. Wesley was derived from the cross Sumner sib (Plainsman V/Odesskaya 51)//Colt/Cody. It was developed by the USDA-ARS in cooperation with Nebraska and co-released by those institutions with South Dakota.

**Top Wheat Varieties for 2007**  
Historical Comparison by Year



**Winter Wheat: Percent Planted to Each Variety**  
Nebraska, 1999-2007

Variety	1999	2000	2001	2002	2003	2004	2005	2006	2007
	<i>Percent</i>								
Jagalene (AgriPro)					2	4.5	16.8	23.8	33.4
Pronghorn	7.8	6.9	10.9	10.8	10.3	10.4	11.4	10.1	12.2
Wesley		1	1.1	2.2	3.6	5.9	5.5	5.8	7.2
Alliance	10.4	15.1	16.0	16.6	11.5	13.6	10.1	10.1	7.2
Millennium			1	3.5	6.1	11.1	10.7	9.5	7.2
Goodstreak						1	1.7	3.7	3.6
Buckskin	5.0	2.9	4.7	6.2	7.3	4.9	3.7	5.0	3.5
Arapahoe	25.0	19.8	13.4	13.0	8.7	6.8	5.2	2.9	2.0
Thunderbolt (AgriPro)				2	2.0	3.0	1.9	1.9	2.0
Jagger	1.1	2.9	2.4	3.4	3.9	2.8	3.1	2.5	1.7
Karl (all)	5.5	4.4	4.1	3.3	3.8	3.3	2.7	2.7	1.6
TAM 111							1	1.2	1.6
2137	3.6	8.2	10.4	8.0	10.3	7.8	4.3	3.5	1.4
Dumas (AgriPro)						2	2	2	1.4
Centura	7.7	6.9	3.7	3.4	1.8	2.1	2.4	1.9	1.3
2145						1	1	1.0	1.2
Wahoo				1	1.8	1.7	1.8	1.8	1.1
Overly								1	1.0
Abilene (AgriPro)	2.7	2.7	2.5	1.3	1.4	1.7	1.7	2	1.0
Ogallala (AgriPro)	1.2	1.4	2.2	1.5	3.6	2.4	2.0	1.4	1.0
Other Public	22.6	23.0	23.3	21.1	18.7	13.6	11.2	7.4	4.6
Other Private	7.4	5.8	5.3	5.7	5.2	4.4	3.8	3.8	2.8
	<i>Thousand Acres</i>								
Total Planted	1,900	1,750	1,750	1,650	1,900	1,850	1,850	1,800	1,950

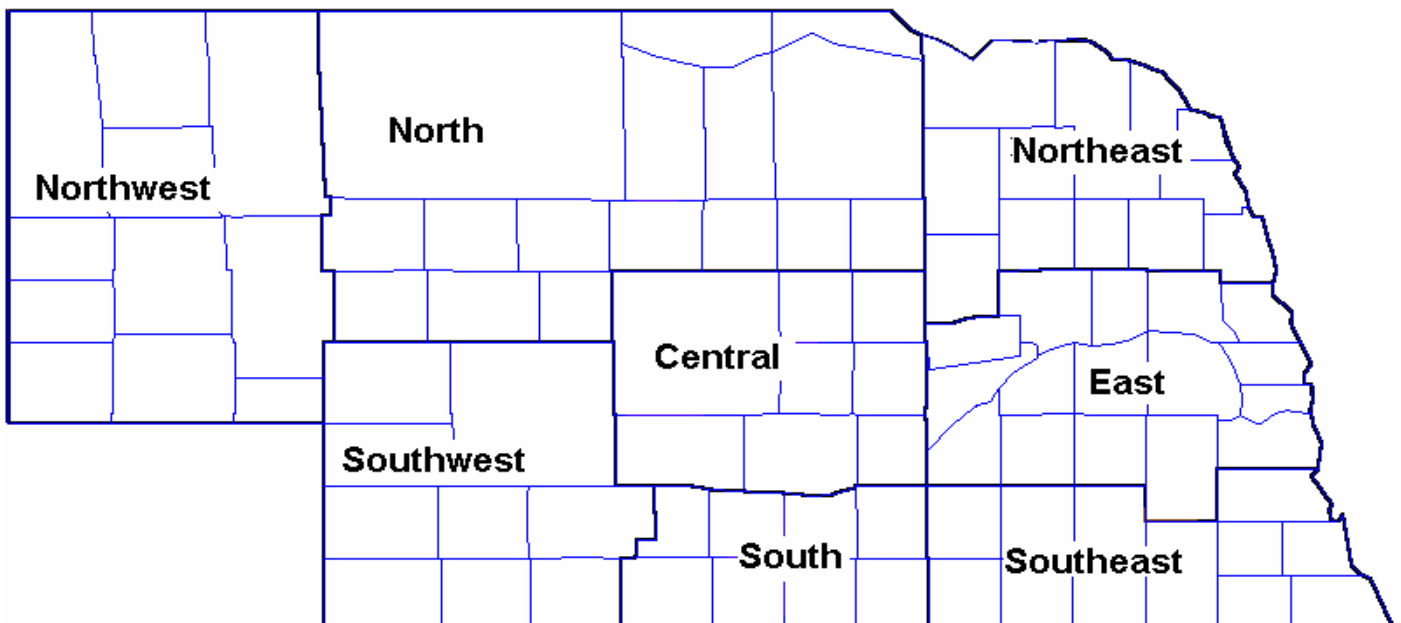
<sup>1</sup> Less than one percent, included in Other Public. <sup>2</sup> Less than one percent, included in Other Private.

## Winter Wheat: Percent Planted to Each Variety by District, Nebraska, 2007

Variety	Northwest	North	Northeast	Central	East	Southwest	South	Southeast	State
<i>Percent</i>									
Jagalene (AgriPro)	15.0	51.7	33.5	49.0	39.4	47.4	48.7	39.2	33.4
Pronghorn	27.9					3.9			12.2
Wesley	2.4	28.5	39.0	12.7	22.7	6.6	6.6	15.4	7.2
Alliance	13.3	6.3			1.3	6.2	0.1		7.2
Millenium	9.1	6.7	4.6	9.3	4.4	6.2	8.4	2.0	7.2
Goodstreak	8.1	1.2				1.2			3.6
Buckskin	8.6							0.3	3.5
Arapahoe	1.9		3.5	11.4	3.2	1.6	2.1	0.9	2.0
Thunderbolt (AgriPro)	0.1			0.7		5.3	3.3		2.0
Jagger	0.2		2.4	0.7	0.6	3.1	3.2	2.4	1.7
Karl (all)			1.2		2.4		2.6	10.3	1.6
TAM 111				0.9		3.6	4.8		1.6
2137	0.3			0.2	3.9	1.1	1.2	6.5	1.4
Dumas (AgriPro)		2.5		3.4	3.3	1.3	5.9	0.6	1.4
Centura	2.9			0.2	0.5	0.5			1.3
2145	0.4				1.1		1.0	7.0	1.2
Wahoo	0.1		4.3	3.6	10.6	1.5	0.5	1.0	1.1
Overly					1.5	0.1		8.2	1.0
Abilene (AgriPro)	1.4		6.1	0.4	0.6	0.9	1.3		1.0
Ogallala (AgriPro)	0.1	0.9		2.5		0.8	5.1		1.0
Other Public	5.4	2.2	4.0	3.3	2.4	6.1	2.3	2.4	4.6
Other Private	2.8		1.4	1.7	2.1	2.6	2.9	3.8	2.8
<i>Thousand Acres</i>									
Total Planted <sup>2</sup>	780	35	15	55	55	545	235	230	1,950

<sup>2</sup>Preliminary.

### Nebraska Agricultural Statistics Districts



**Winter Wheat: Acres Planted to Each Variety  
Nebraska, 1999-2007**

Variety	1999	2000	2001	2002	2003	2004	2005	2006	2007
	<i>Thousand Acres</i>								
Jagalene (AgriPro)					<sup>2</sup>	84	310	429	651
Pronghorn	149	121	191	178	196	192	210	182	238
Wesley		<sup>1</sup>	19	36	68	109	102	104	141
Alliance	197	264	280	275	218	252	187	182	140
Millennium			<sup>1</sup>	57	116	205	197	172	140
Goodstreak						<sup>1</sup>	31	67	70
Buckskin	94	51	82	103	139	91	68	91	68
Arapahoe	474	346	234	215	165	127	97	52	39
Thunderbolt (AgriPro)				<sup>2</sup>	38	55	35	34	39
Jagger	21	51	42	55	74	53	58	45	33
Karl (all)	105	77	72	54	72	60	49	49	31
TAM 111							<sup>1</sup>	22	31
2137	68	143	182	132	196	144	80	64	28
Dumas (AgriPro)								<sup>2</sup>	27
Centura	145	121	65	55	34	39	45	35	26
2145						<sup>1</sup>	<sup>1</sup>	18	22
Wahoo				<sup>1</sup>	34	32	34	32	21
Overly								<sup>1</sup>	20
Abilene (AgriPro)	52	47	44	21	27	31	32	<sup>2</sup>	20
Ogallala (AgriPro)	23	25	38	25	68	45	37	25	19
Other Public	421	415	411	351	370	264	222	129	90
Other Private	151	89	90	93	85	67	56	68	56
<b>Total Planted</b>	<b>1,900</b>	<b>1,750</b>	<b>1,750</b>	<b>1,650</b>	<b>1,900</b>	<b>1,850</b>	<b>1,850</b>	<b>1,800</b>	<b>1,950</b>

<sup>1</sup> Less than one percent, included in Other Public. <sup>2</sup> Less than one percent, included in Other Private.

**Note:** Historical variety reports for earlier years can be found on the web at:

[http://www.nass.usda.gov/Statistics\\_by\\_State/Nebraska/Publications/Crop\\_Variety\\_Reports/index.asp](http://www.nass.usda.gov/Statistics_by_State/Nebraska/Publications/Crop_Variety_Reports/index.asp)

*We express our appreciation to the Nebraska Crop Improvement Association for variety descriptions. For additional information on specific varieties, please contact the Nebraska Crop Improvement Association at (402) 472-1444.*

USDA PERMIT NO. G-38  
PRESORTED STANDARD  
POSTAGE & FEES PAID

ADDRESS SERVICE REQUESTED

OFFICIAL BUSINESS  
PENALTY FOR PRIVATE USE, \$300

USDA NASS  
Nebraska Field Office  
P.O. Box 81069  
Lincoln, Nebraska 68501-1069