

2024 TOP PLANTED VARIETIES



This report was created by the
Nebraska Wheat Board with sources from the
Nebraska Crop Improvement Association.

HARD RED WINTER WHEAT TOP VARIETIES

Variety	% of 50 lb. Units Sold
SY WOLVERINE	10.11%
RUTH	6.34%
WB4595	5.37%
AP BIGFOOT	5.36%
WB-GRAINFIELD	5.05%
AP18 AX	4.85%
SETTLER CL	4.33%
LCS ATOMIC AX	4.28%
WB4303	3.72%
ROUBIDIOUX	3.60%
AP ROADRUNNER	3.56%
SY MONUMENT	3.46%
CRESCENT AX	2.88%
WB4422	2.62%
EPOCH	2.58%
AMPLIFY SF	2.51%
CW 7769	2.34%
LCS VALIANT	2.30%

Variety sales reported but comprising less than 2% of sales include: LCS HELIX AX, PRONGHORN, WB4462, WINTERHAWK, WHISTLER, SIEGE, LANGIN, LCS LINK, WB4510CLP, GOOD-STREAK, BRAWL CL PLUS, OVERLAND, SY LEGEND CL2, COWBOY, FREEMAN, CP7017 AX, WB4483, KIVARI AX, NHH17612, CANVAS, WB4733CLP, LCS STEEL AX, INFINITY CL, LCS CHROME, KS DALLAS, AP503 CL2, T158, HRW 144, AVERY, AP SOLID, WB4401, AP PROLIFIC, SY 517 CL2, LCS MINT, SY GRIT.

SY WOLVERINE

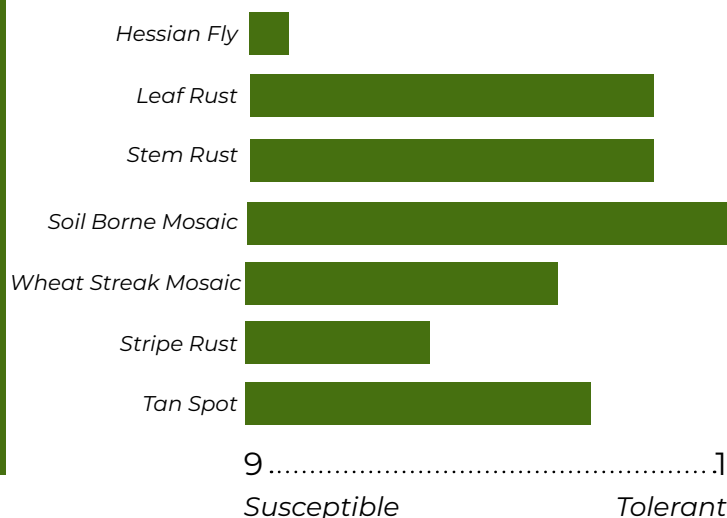
SY Wolverine is a medium-early maturity, semi dwarf wheat variety with good yield potential and good straw strength. SY Wolverine has shown above average leaf rust and bacterial leaf disease tolerance. SY Wolverine can only be sold as a class of certified seed.

Origin: AgriPro

PVP Status: P-94

Available from 9 certified seed producers in NE

DISEASE TOLERANCE



AGRONOMIC FEATURES

MATURITY	3
WINTER HARDINESS	4
STRAW STRENGTH	2
PLANT HEIGHT	3
COLEOPTILE LENGTH	5
BUSHEL WEIGHT	2
GRAIN PROTEIN	3

VARIETY TRIAL RESULTS

West Central Dryland Performance

2023 Results

Avg. Yield (bu/a)	Bushel Weight (lb/bu)	Grain Protein (%)	Plant Height (in)	Seed Weight (1000 seed/lb)
70.5	57.9	10.7	27.0	14.4

Three-year Averages (2021-2023)

Avg. Yield (bu/a)	Bushel Weight (lb/bu)	Grain Protein (%)	Plant Height (in)	Seed Weight (1000 seed/lb)
76.8	58.2	12.5	29.4	15.5

Panhandle Dryland Performance

2023 Results

Avg. Yield (bu/a)	Bushel Weight (lb/bu)	Grain Protein (%)	Plant Height (in)	Seed Weight (1000 seed/lb)
69.2	55.6	12.0	27.6	16.5

Three-year Averages (2021-2023)

Avg. Yield (bu/a)	Bushel Weight (lb/bu)	Grain Protein (%)	Plant Height (in)	Seed Weight (1000 seed/lb)
59.5	57.3	13.7	27.7	18.0

Cheyenne County Sawfly Ratings

2023 Rating	4.7
Two-year Rating 2022-2023	5.2
Three-year Rating 2021-2023	5.3

Rating scale: 1-9 scale where 1 indicates little to no cutting of stems/lodging while 9 indicates a plot that is completely cut/lodged.

HUSKER GENETICS RUTH BRAND (NE10589)

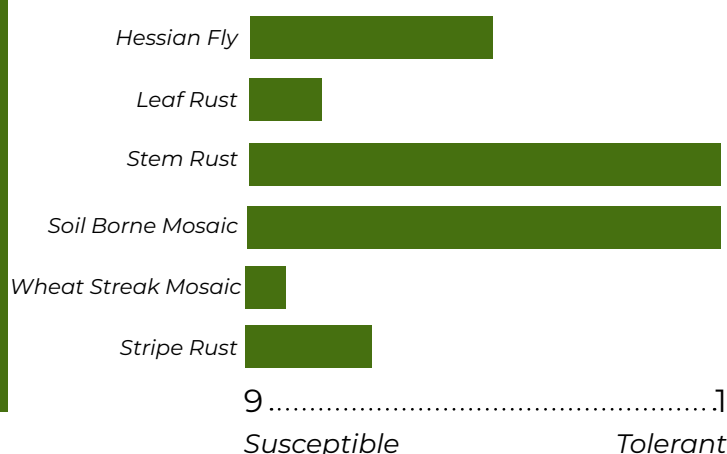
Husker Genetics Ruth brand (NE10589) is a new, tan glumed cultivar that is moderately late in maturity. It is a semi-dwarf variety and approximately 33 inches in height. It has moderate straw strength and good winter hardiness. It is susceptible to barley yellow dwarf virus and wheat streak mosaic virus. It was developed cooperatively by the Nebraska Agricultural Experiment Station and the USDA-ARS. It can only be sold as a class of certified seed.

Origin: NU Horizon Genetics

PVP Status: P-94

Available from 9 certified seed producers in NE

DISEASE TOLERANCE



AGRONOMIC FEATURES

MATURITY	4
WINTER HARDINESS	4
STRAW STRENGTH	4
PLANT HEIGHT	5
COLEOPTILE LENGTH	7
BUSHEL WEIGHT	1
GRAIN PROTEIN	4

VARIETY TRIAL RESULTS

West Central Dryland Performance

2023 Results

Avg. Yield (bu/a)	Bushel Weight (lb/bu)	Grain Protein (%)	Plant Height (in)	Seed Weight (1000 seed/lb)
76.5	57.7	10.4	31.3	14.8

Three-year Averages (2021-2023)

Avg. Yield (bu/a)	Bushel Weight (lb/bu)	Grain Protein (%)	Plant Height (in)	Seed Weight (1000 seed/lb)
76.7	57.9	12.3	32.4	16.9

Panhandle Dryland Performance

2023 Results

Avg. Yield (bu/a)	Bushel Weight (lb/bu)	Grain Protein (%)	Plant Height (in)	Seed Weight (1000 seed/lb)
73.5	56.5	11.9	29.8	16.9

Three-year Averages (2021-2023)

Avg. Yield (bu/a)	Bushel Weight (lb/bu)	Grain Protein (%)	Plant Height (in)	Seed Weight (1000 seed/lb)
59.2	57.7	13.7	30.0	18.3

Cheyenne County Sawfly Ratings

2023 Rating	5.8
Two-year Rating 2022-2023	5.9
Three-year Rating 2021-2023	5.5

Rating scale: 1-9 scale where 1 indicates little to no cutting of stems/lodging while 9 indicates a plot that is completely cut/lodged.

WB4595

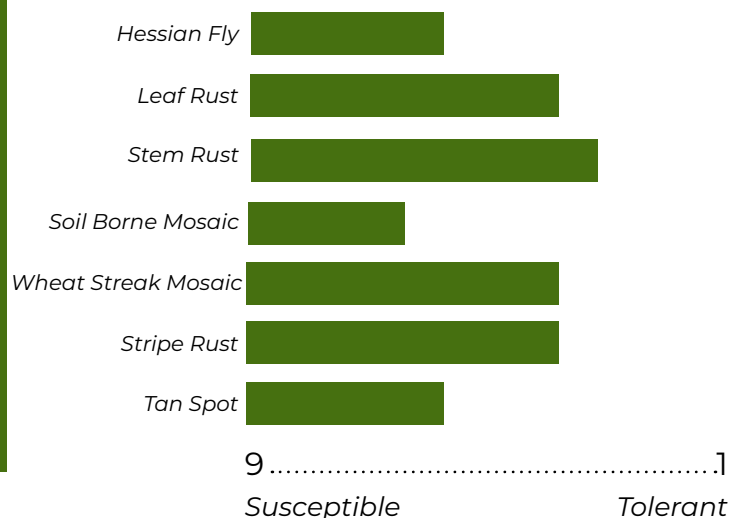
WB4595 is a medium maturity, broadly adapted variety from the Southern to Northern Plains. It has excellent yield potential, good test weight, good straw strength, and is drought tolerant. It is moderately tolerant to strip and leaf rust. U.S. Protected Variety

Origin: WestBred

PVP Status: P-94

Available from 5 certified seed producers in NE

DISEASE TOLERANCE



AGRONOMIC FEATURES

MATURITY	3
WINTER HARDINESS	4
STRAW STRENGTH	5
PLANT HEIGHT	5
COLEOPTILE LENGTH	6
BUSHEL WEIGHT	2
GRAIN PROTEIN	4

VARIETY TRIAL RESULTS

West Central Dryland Performance

2023 Results

Avg. Yield (bu/a)	Bushel Weight (lb/bu)	Grain Protein (%)	Plant Height (in)	Seed Weight (1000 seed/lb)
72.3	60.2	10.6	29.5	14.9

Three-year Averages (2021-2023)

Avg. Yield (bu/a)	Bushel Weight (lb/bu)	Grain Protein (%)	Plant Height (in)	Seed Weight (1000 seed/lb)
79.2	60.5	11.8	31.3	15.3

Panhandle Dryland Performance

2023 Results

Avg. Yield (bu/a)	Bushel Weight (lb/bu)	Grain Protein (%)	Plant Height (in)	Seed Weight (1000 seed/lb)
77.7	58.6	11.2	29.6	17.2

Three-year Averages (2021-2023)

Avg. Yield (bu/a)	Bushel Weight (lb/bu)	Grain Protein (%)	Plant Height (in)	Seed Weight (1000 seed/lb)
63.4	59.9	12.9	29.4	18.5

Cheyenne County Sawfly Ratings

2023 Rating	6.3
Two-year Rating 2022-2023	5.9
Three-year Rating 2021-2023	5.6

Rating scale: 1-9 scale where 1 indicates little to no cutting of stems/lodging while 9 indicates a plot that is completely cut/lodged.

AP BIGFOOT

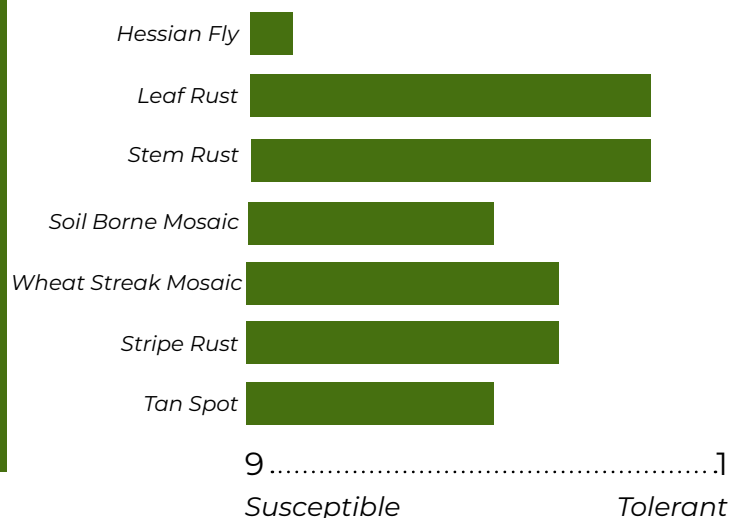
AP Bigfoot is a hard red winter wheat, developed by Syngenta Crop Protection AG. It was selected for height, maturity, green leaf duration, yield, disease, and quality. Testing was conducted in Colorado, Kansas, Nebraska, Oklahoma, and Texas. AP Bigfoot can only be sold as a class of certified seed.

Origin: AgriPro

PVP Status: P-94

Available from 4 certified
seed producers in NE

DISEASE TOLERANCE



AGRONOMIC FEATURES

MATURITY	2
WINTER HARDINESS	4
STRAW STRENGTH	4
PLANT HEIGHT	4
COLEOPTILE LENGTH	5
BUSHEL WEIGHT	1
GRAIN PROTEIN	4

VARIETY TRIAL RESULTS

West Central Dryland Performance

2023 Results

Avg. Yield (bu/a)	Bushel Weight (lb/bu)	Grain Protein (%)	Plant Height (in)	Seed Weight (1000 seed/lb)
78.3	58.8	11.3	29.3	16.1

Three-year Averages (2021-2023)

Avg. Yield (bu/a)	Bushel Weight (lb/bu)	Grain Protein (%)	Plant Height (in)	Seed Weight (1000 seed/lb)
83.2	58.4	14.6	30.3	17.5

Panhandle Dryland Performance

2023 Results

Avg. Yield (bu/a)	Bushel Weight (lb/bu)	Grain Protein (%)	Plant Height (in)	Seed Weight (1000 seed/lb)
72.1	56.3	11.9	28.4	18.2

Three-year Averages (2021-2023)

Avg. Yield (bu/a)	Bushel Weight (lb/bu)	Grain Protein (%)	Plant Height (in)	Seed Weight (1000 seed/lb)
59.5	57.3	13.5	18.7	19.6

Cheyenne County Sawfly Ratings

2023 Rating	5.5
Two-year Rating 2022-2023	6.1
Three-year Rating 2021-2023	5.9

Rating scale: 1-9 scale where 1 indicates little to no cutting of stems/lodging while 9 indicates a plot that is completely cut/lodged.

WB-GRAINFIELD

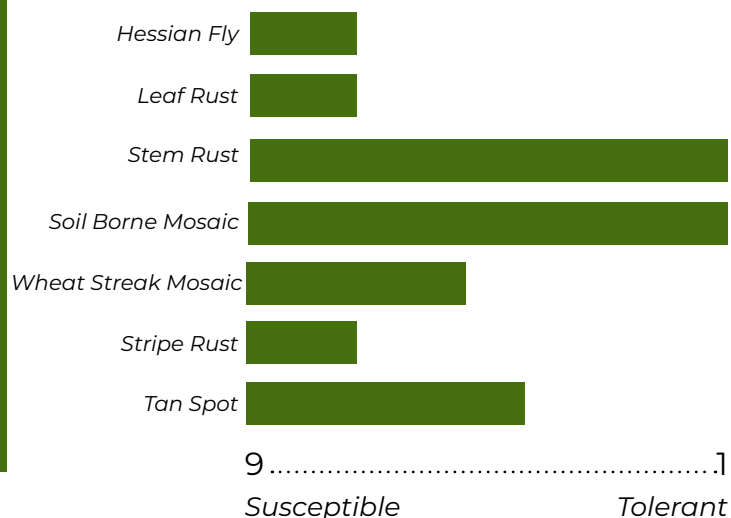
WB-Grainfield is a medium maturing with good winter hardiness. It is medium in height with very good straw strength. It is resistant to leaf rust, moderately resistant to stripe rust and tan spot, and moderately susceptible to powdery mildew and fusarium head blight.

Origin: WestBred

PVP Status: P-94

Available from 2 certified seed producers in NE

DISEASE TOLERANCE



AGRONOMIC FEATURES

MATURITY	2
WINTER HARDINESS	5
STRAW STRENGTH	3
PLANT HEIGHT	5
COLEOPTILE LENGTH	5
BUSHEL WEIGHT	--
GRAIN PROTEIN	--

VARIETY TRIAL RESULTS

South Central Dryland Performance

2021 Results

Avg. Yield (bu/a)	Bushel Weight (lb/bu)	Grain Protein (%)	Plant Height (in)	Seed Weight (1000 seed/lb)
72.8	56.9	12.3	33.3	18.6

Three-year Averages (2019-2021)

Avg. Yield (bu/a)	Bushel Weight (lb/bu)	Grain Protein (%)	Plant Height (in)
84.0	57.6	12.1	34.3

Cheyenne County Sawfly Ratings

Sawfly Rating	5.5
Average Rating 2020,2021	6.1

Panhandle Dryland Performance

2021 Results

Avg. Yield (bu/a)	Bushel Weight (lb/bu)	Grain Protein (%)	Plant Height (in)	Seed Weight (1000 seed/lb)
71.1	58.7	12.1	34.6	16.8

Three-year Averages (2019-2021)

Avg. Yield (bu/a)	Bushel Weight (lb/bu)	Grain Protein (%)	Plant Height (in)
57.3	56.6	12.6	32.2

NEBRASKA WHEAT



Nebraska Wheat Board
245 Fallbrook Blvd. Suite 202
Lincoln, NE 68521
(402) 471-2358 | wheat.board@nebraska.gov
www.nebraskawheat.gov