

2025 TOP PLANTED VARIETIES



This report was created by the Nebraska Wheat Board with sources from the Nebraska Crop Improvement Association.

HARD RED WINTER WHEAT TOP VARIETIES

Variety	% of 50 Lb. Units Sold
SY WOLVERINE	9.51%
AP BIGFOOT	8.60%
WB4595	6.33%
SY MONUMENT	5.65%
WB4422	5.29%
LCS VALIANT	4.50%
RUTH	3.34%
LCS ATOMIC AX	3.07%
AP24 AX	2.91%
NE PRISM CLP	2.80%
SETTLER CL	2.74%
WB4523	2.63%
CRESCENT AX	2.55%
ROBIDIOUX	2.55%
WINTERHAWK	2.03%
AMPLIFY SF	2.02%

Variety sales reported but comprising less than 2% of sales include:


WB-GRAINFIELD, AP BALDY, EPOCH, BRAWL CL PLUS, LCS HELIX AX, WB4347, AP SUNBIRD, WHISTLER, AP PROLIFIC, LCS LINK, WB4303, MTF1435, LANGIN, WB4510CLP, KS TERRITORY, WB4445CLP, PRONGHORN, CANVAS, COWBOY, AP SOLID, AP ROADRUNNER, KS PROVIDENCE, BOBCAT, WB4733CLP, KIVARI AX, SIEGE, WB4483, GOODSTREAK, WB4401, OVERLAND, CP 7017 AX, INFINITY CL, WINNER, 122016W, FREEMAN, AP503 CL2, LCS STEEL AX, SY GRIT, SY 517 CL2, WB4462, WESLEY, LONG BRANCH, SPUR

SY WOLVERINE

SY Wolverine is a medium-early maturity, semi dwarf wheat variety with good yield potential and good straw strength. SY Wolverine has shown above average leaf rust and bacterial leaf disease tolerance. SY Wolverine can only be sold as a class of certified seed.

- Origin: AgriPro
- PVP Status: P-94
- Available from 8 certified seed growers in NE

Disease Tolerance



- ▶ High yield potential across a wide range of environments
- ▶ Great choice if planting late after soybeans
- ▶ Not adapted to acid soils

AGRONOMICS

Plant Height	Medium Short
Straw Strength	Very Good
Maturity	Medium Early
Shatter	Very Good to Excellent
Winter Hardiness	Very Good
Alum. Tolerance	Fair to Poor

PRODUCTION

Yield	Excellent
Test Weight	Very Good to Excellent
Chaff Color	White
Bake Quality	Excellent

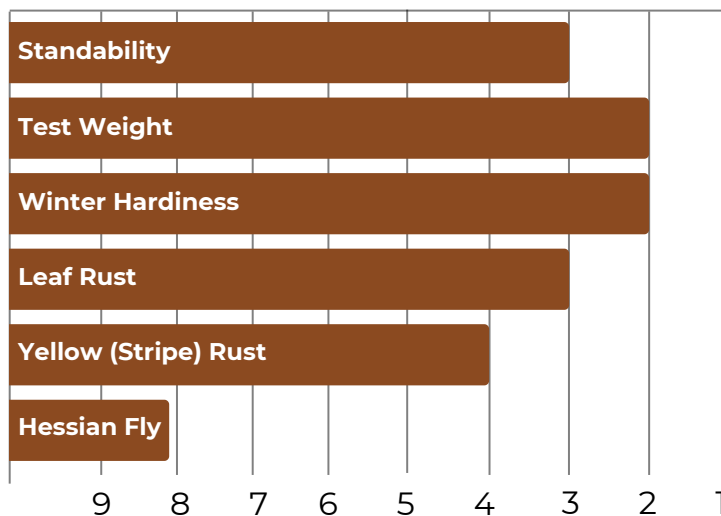
***Rating Scale: 1 - Excellent, 9 - Poor**
Data collected from AgriPro trials.*

AP BIGFOOT

AP Bigfoot is a hard red winter wheat, with a medium early maturity and very good straw strength, plant height, and bushel weight. It is resistant to both leaf, and stem rust, along with being moderately resistant to stripe rust, soil borne mosaic, wheat streak mosaic, and is susceptible to hessian fly.

- Origin: AgriPro
- PVP Status: P-94
- Available from 7 certified seed growers in NE.

Key Characteristics



Agronomic Traits

- ▶ Good tillering and standability allow for a wide range of planting populations
- ▶ Good disease package allows for planting broadly from east to west

PEST AND/OR DISEASE PROFILE

Barley Yellow Dwarf	5
Fusarium Head Blight (Scab)	6
Hessian Fly	8
Leaf Rust	2
Leaf Blotch	4
Tan Spot	5
Wheat Stem Sawfly	7
Wheat Streak mosaic	4
Yellow (Stripe) Rust	6

QUALITY

Protein Content	3
Milling/Baking Quality	4

PRODUCTION

Fall Growth Potential	4
Winter Hardiness	2
Tillering Potential	2
Test Weight	1
Standability	3

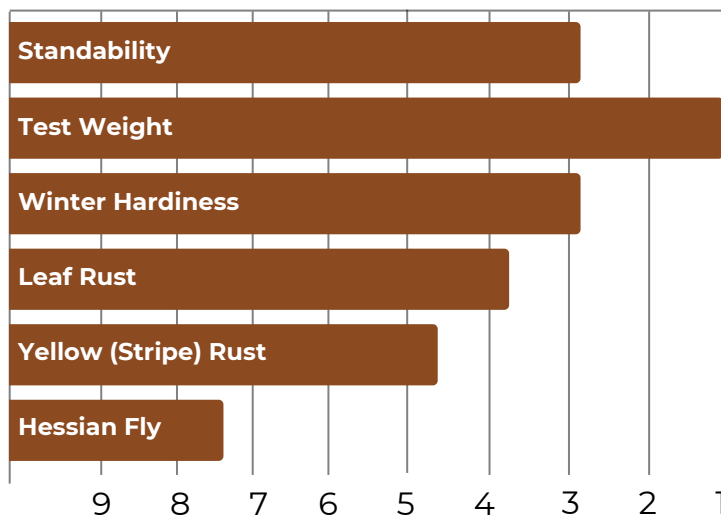
***Rating Scale: 1 - Excellent, 9 - Poor**
Data collected from WestBred trials.*

WB 4595

WB 4595 is a medium maturity, broadly adapted variety from the Southern to the Northern Plains. It has excellent yield potential, is drought tolerant, and has good test weight, and straw strength. This variety is also moderately tolerant to leaf rust.

- Origin: West Bred
- PVP Status: P-94
- Available from 4 certified seed growers in NE.

Key Characteristics



Agronomic Traits



Good tillering and standability allow for a wide range of planting populations



Good disease package allows for planting broadly from east to west

PEST AND/OR DISEASE PROFILE

Barley Yellow Dwarf	4
Fusarium Head Blight (Scab)	7
Hessian Fly	7
Leaf Rust	6
Soil Borne Mosaic	6
Tan Spot	6
Wheat Stem Sawfly	7
Wheat Streak mosaic	4
Yellow (Stripe) Rust	5

QUALITY

Protein Content	5
Milling/Baking Quality	5

PRODUCTION

Fall Growth Potential	4
Winter Hardiness	2
Tillering Potential	3
Test Weight	1
Standability	3

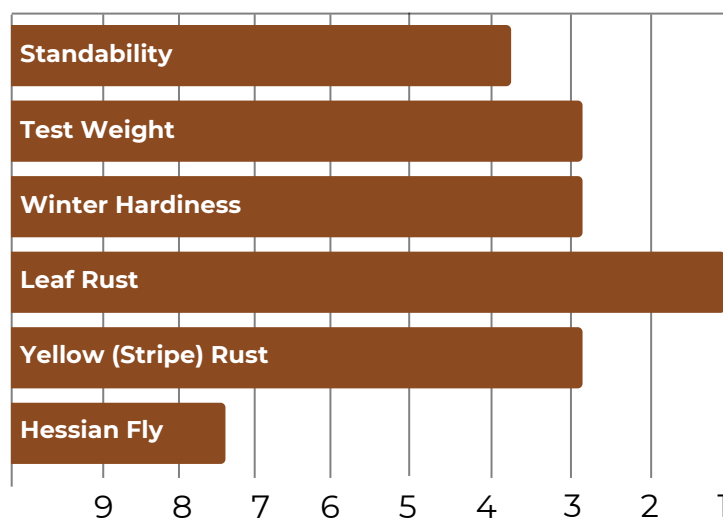
***Rating Scale: 1 - Excellent, 9 - Poor**
Data collected from WestBred trials.*

SY MONUMENT

SY Monument is broadly adapted with good yields across the area of adaptation. It has white chaff and is a medium-late maturing variety. It is moderately resistant to leaf and stripe rust and is a high tillering wheat with good head size, excellent acid soil tolerance, Soil-Borne Wheat Mosaic Virus resistance, good winter hardiness, and very good test weight patterns SY Monument can only be sold as a class of certified wheat.

- Origin: Syngenta
- PVP Status: P-94
- Available from 6 certified seed growers in NE.

Key Characteristics



Agronomic Traits

- ▶ Acid soil tolerance
- ▶ Great choice if planting late after soybeans

PEST AND/OR DISEASE PROFILE

Barley Yellow Dwarf	4
Fusarium Head Blight (Scab)	8
Hessian Fly	8
Leaf Rust	1
Soil Borne Mosaic	2
Tan Spot	3
Wheat Stem Sawfly	8
Wheat Streak mosaic	7
Yellow (Stripe) Rust	3

QUALITY

Protein Content	3
Milling/Baking Quality	1

PRODUCTION

Fall Growth Potential	3
Winter Hardiness	2
Tillering Potential	2
Test Weight	3
Standability	5

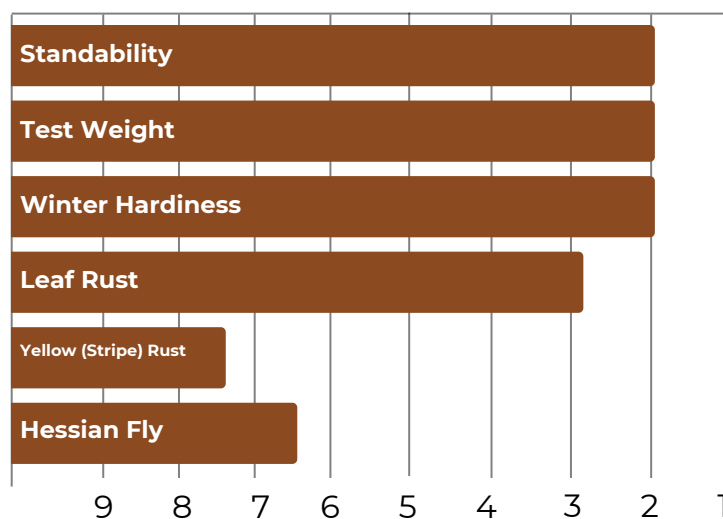
***Rating Scale: 1 - Excellent, 9 - Poor**
Data collected from WestBred trials.*

WB 4422

This variety was designed for the hard red growing regions of Montana, Northern, Central, and Southern Plains. This variety is fairly new, and there is not much data about disease resistance; however, based on the information we currently have, this variety carries a good disease tolerance package with moderate resistance to hessian fly, leaf rust, and resistant to soil borne mosaic.

- Origin: West Bred
- PVP Status: P-94
- Available from 2 certified seed growers in NE.

Key Characteristics



Agronomic Traits



Good tillering and standability allow for a wide range of planting populations



Excellent yield potential, and very good bushel weight and protein content make this variety very appealing

PEST AND/OR DISEASE PROFILE

Powdery Mildew	4
Fusarium Head Blight (Scab)	6
Hessian Fly	6
Leaf Rust	3
Soil Borne Mosaic	2
Tan Spot	6
Wheat Stem Sawfly	7
Wheat Streak mosaic	6
Yellow (Stripe) Rust	8

QUALITY

Protein Content	3
Milling/Baking Quality	3

PRODUCTION

Fall Growth Potential	5
Winter Hardiness	2
Tillering Potential	3
Test Weight	2
Standability	2

***Rating Scale: 1 - Excellent, 9 - Poor**
Data collected from WestBred trials.*

NEBRASKA WHEAT



Nebraska Wheat Board
245 Fallbrook Blvd. Suite 202
Lincoln, NE 68521
www.nebraskawheat.gov | (402) 471-2358
wheat.board@nebraska.gov